







# 2012 Georgia... *the Peanut State!*

In 2012, Georgia:

-  Planted more than 730,000 acres, leading in the U.S.!
-  Accounted for 50% of peanut production in the U.S. – 1.7 million tons!
-  Planted peanuts in over 70 of 159 counties!
-  Accounted for more than 20% of the state's agricultural income!
-  Peanuts contributed to over 50,000 jobs!
-  Had approximately 3,500 peanut farmers on 14,000 individual farms!



	Acreage	Yield (lbs.) per acre	Georgia production (tons)
<b>2003</b>	540,000	3,450	931,500
<b>2004</b>	610,000	3,000	1,500,000
<b>2005</b>	755,000	2,870	1,076,250
<b>2006</b>	575,000	2,750	790,625
<b>2007</b>	520,000	3,150	819,000
<b>2008</b>	685,000	3,400	1,164,500
<b>2009</b>	505,000	3,530	891,325
<b>2010</b>	555,000	3,560	987,900
<b>2011</b>	475,000	3,520	818,400
<b>2012</b>	730,000	4,550	1,700,000

## Georgia's Top Peanut Producing Counties – 2012 –

County	Acreage	County	Acreage
1. Mitchell. . . .	32,017	6. Burke. . . . .	24,655
2. Worth . . . . .	31,957	7. Coffee . . . . .	24,520
3. Early . . . . .	30,466	8. Dooly. . . . .	23,503
4. Decatur. . . .	28,425	9. Colquitt. . . .	23,002
5. Miller . . . . .	27,736	10. Irwin . . . . .	22,478

***\$2.0 Billion Industry***

***Georgia's Official State Crop***



**Georgia Peanut Commission**  
 229/386-3470 • [www.gapeanuts.com](http://www.gapeanuts.com)  
 E-mail: [info@gapeanuts.com](mailto:info@gapeanuts.com)